

1 Match the tallies to the numbers.

	19	<input checked="" type="checkbox"/>
	8	<input checked="" type="checkbox"/>
	14	<input checked="" type="checkbox"/>

19
18
8
14

2 Complete the tally chart.

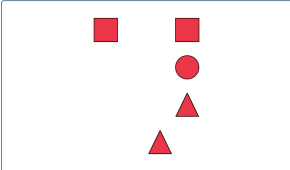
Colour	Tally	Total
purple		14
blue		6

3 Complete the tally chart.

Colour	Tally	Total
white		6
grey		5

4 Complete the table.

Shape	Total
triangle	2
circle	1
square	2



5 Tick the animal that is least common.

Animal	Total
horse	14
cow	12
sheep	11

cow

horse

sheep

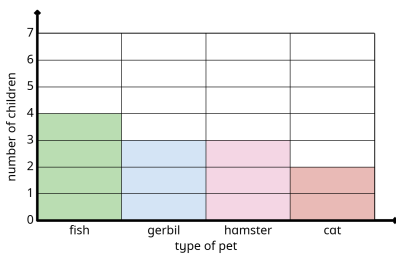
6 How many pets are there in total?

Pet	Total
	1
	12
	16

29

7 Tick the most popular pet.

number of children	fish	gerbil	hamster	cat
7				
6				
5				
4				
3				
2				
1				
0				



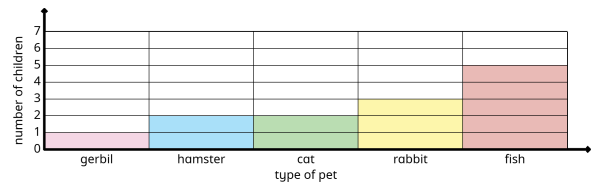
fish

gerbil

hamster

cat

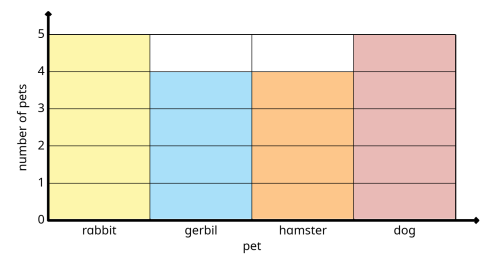
8 How many children have a rabbit or a hamster?



5

9 Complete the block diagram.

Pets	rabbit	gerbil	hamster	dog
Number of pets	5	4	4	5



10 Complete the pictogram.

● = 1 fruit

Fruit	Number	Number of fruits
lemon	6	● ● ● ● ● ●
plum	1	●
orange	1	●

11 Complete the pictogram.

● = 1 fruit

Fruit	Number	Number of fruits
plum	5	● ● ● ● ●
banana	6	● ● ● ● ● ●
apple	5	● ● ● ● ●

12 Complete the pictogram.

● = 1 fruit

Fruit	Tally	Number of fruits
banana		● ● ● ●
orange		● ● ● ●
apple		● ● ● ● ●