

Name: _____ Date: _____

1 Match the tallies to the numbers.



19



18



8

14

2 Complete the tally chart.

Colour	Tally	Total
purple		14
blue		6

3 Complete the tally chart.

Colour	Tally	Total
white		<input type="text"/>
grey		<input type="text"/>

4 Complete the table.

Shape	Total
triangle	2
circle	<input type="text"/>
square	<input type="text"/>

5 Tick the animal that is least common.

Animal	Total
horse	14
cow	12
sheep	11

cow

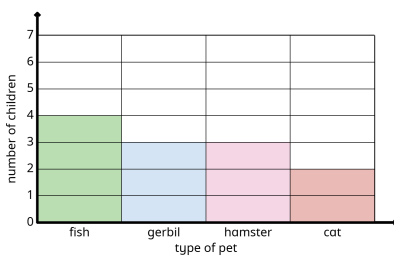
horse

sheep

6 How many pets are there in total?

Pet	Total
	1
	12
	16

7 Tick the most popular pet.



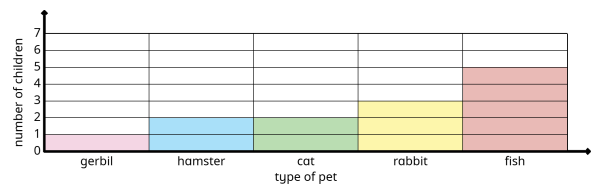
fish

gerbil

hamster

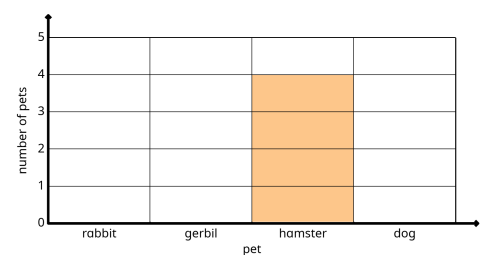
cat

8 How many children have a rabbit or a hamster?



9 Complete the block diagram.

Pets	rabbit	gerbil	hamster	dog
Number of pets	5	4	4	5



- 10 Complete the pictogram.

● = 1 fruit

Fruit	Number	Number of fruits
lemon	6	● ● ● ● ● ●
plum	1	
orange	1	●

- 11 Complete the pictogram.

● = 1 fruit

Fruit	Number	Number of fruits
plum	5	
banana	6	● ● ● ● ● ●
apple	5	

- 12 Complete the pictogram.

● = 1 fruit

Fruit	Tally	Number of fruits
banana		
orange		
apple		