


1 Use the cards to complete the sentence.



square


circle

triangle

The circle is between the and the .

Accept any valid answer.

2 Use the cards to complete the sentence.



arrow

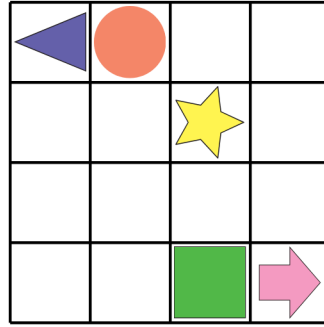
rectangle

triangle

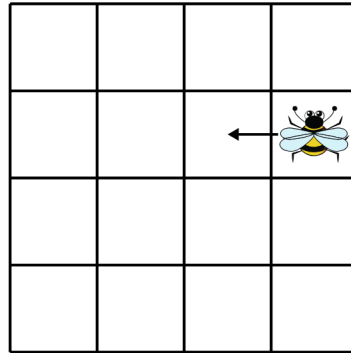
The star is between the and the .

Accept any valid answer.

3 Draw a circle to the **right** the triangle.




4 Use the cards to complete the sentence.

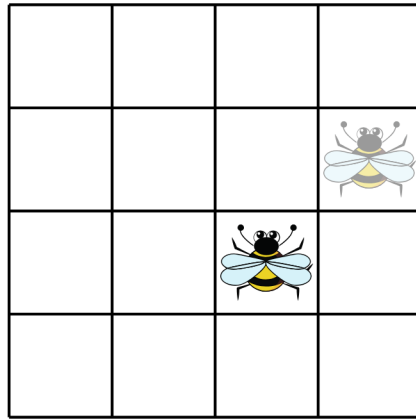


The bee is moving 1 space .

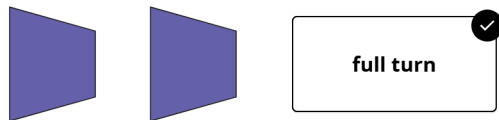
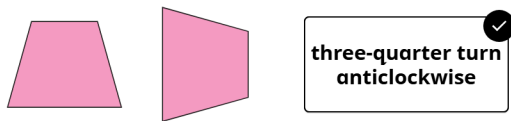

5 The ant moves 1 space **down**.
Draw a cross to show where the ant is now.



- 6 The bee moves 1 space **down** and 1 space **left**.
Draw a cross to show where the bee is now.

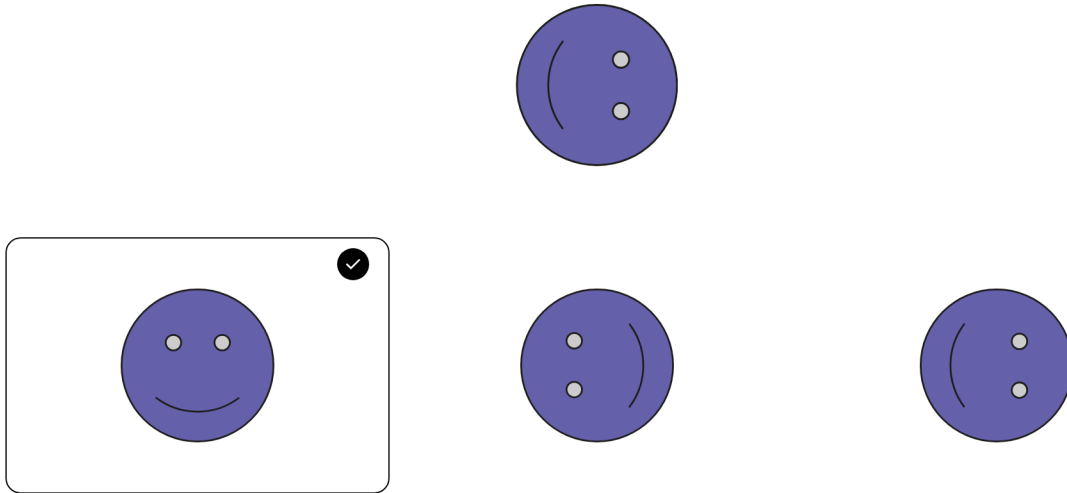


- 7 Match the shapes to the turn.



- three-quarter turn anticlockwise
- half turn
- full turn
- quarter turn anticlockwise

8 Tick what the shape will look like after a **three-quarter** turn clockwise.



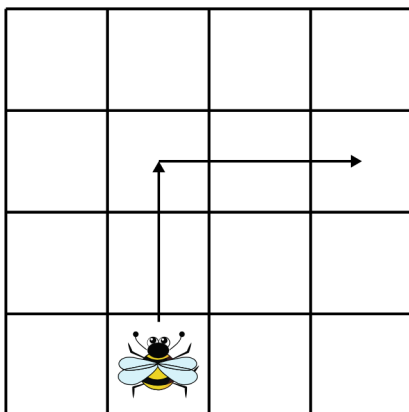
9 Use the cards to complete the sentence.



half quarter full three-quarter

The shape has turned a turn clockwise.

10 Use the cards to describe the movement.

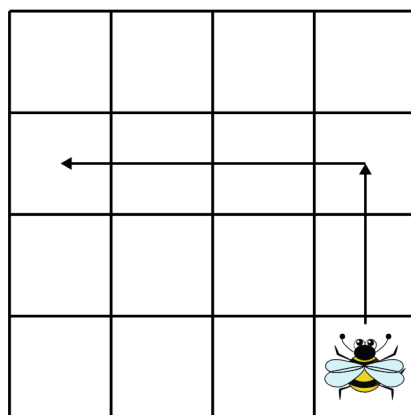


Go forwards spaces.

Turn right.

Go forwards spaces.

11 Use the cards to describe the movement.



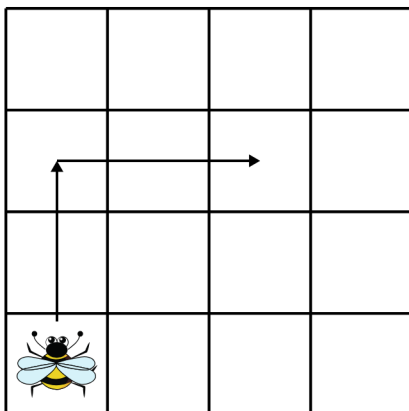
Go forwards 2 spaces.

Turn .

Go forwards 3 spaces.

12 Use the cards to describe the movement.

2 3 left right

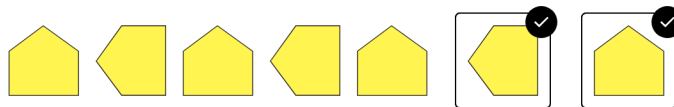


Go forwards 2 spaces.


Turn right.

Go forwards 2 spaces.

13 Draw the next two shapes to continue the pattern.



14 Use the cards to complete the sentence.



The shape makes a turn each time.



15 Tick the shapes that fit the pattern.

