



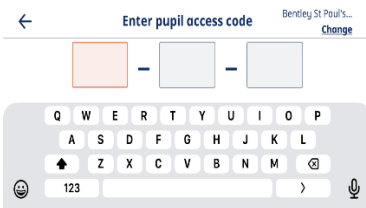

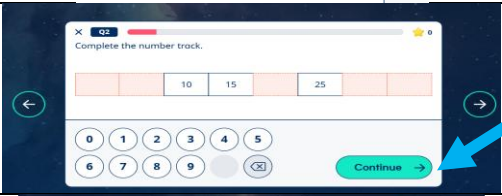



White Rose Infinity Maths – Homework help sheet.

Step 1		Download the White Rose Infinity app from your app store.
Step 2		Click on the person icon.
Step 3		You will be prompted to enter the school code. You should only be asked to do this the first time you log in.
Step 4		The school code is: WNQ XFV The code can also be found in your child's reading diary.
Step 5		You will then be asked to enter your child's access code. The code can be found in your child's reading diary.
Step 6		You will be taken to the weekly quizzes. Each week has the date it is set and the date it is due. Please only do the week set as the quizzes link to what we have learnt that week.
Step 7		There are between 9 and 15 questions each week. The children have 3 attempts at each question.
Step 8		When you have completed the question click the green arrow button. The children have 3 attempts at each question.
Step		When you have completed the quiz it will say well done and you will be awarded stars. The amount will show on the quiz and a green line appears to show it is complete. We can see the children's completed quizzes.