

How to Build a Motte and Bailey Castle

- Keep yourself and your fellow Normans safe in this new modern castle.
- This project should take you a few months.

You will need:

- Some high ground where the view is good and you are close enough to signal your Norman friends.

- A workforce

- Money to pay the workers

- Wooden Shovels

- Wheel barrows

- Pick Axes

- Turf

- Clay

- Chalk

- Gravel

- Wood



High ground with a view




A workforce



money to pay workforce



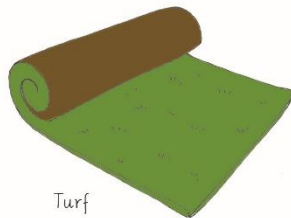
Wooden shovels



Wheelbarrows



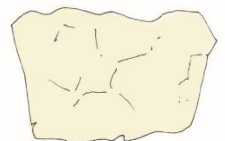
Pick axes




Turf



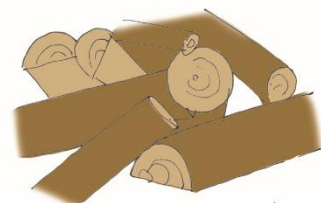
Clay



Chalk



Gravel



Wood

classroomsecrets.com

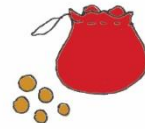
How to Build a Motte and Bailey Castle – 2c – Text

Method:

1. Find a good **location** on a river bend or **near** a large town.




2. **Employ** some workers.



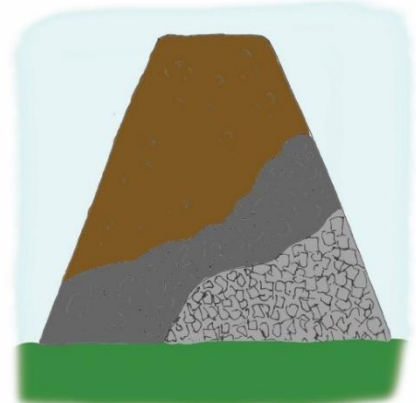
3. Next, dig up some earth.



4. Pile this earth up to make a **huge mound**.




5. Pile clay and gravel on your mound in **layers**.
This will help keep it strong.



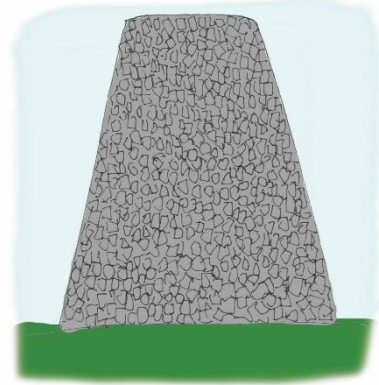
classroomsecrets.com

How to Build a Motte and Bailey Castle – 2c – Text


6. Make the mound as **steep** as you can.




7. Put stones and turf on the side of it. This will protect it from **floods**.



8. Build a tower out of wood on the top of the mound.



9. Dig a **ditch** at the bottom of the mound. This is called a **fosse**.



classroomsecrets.com

How to Build a Motte and Bailey Castle – 2c – Text