

Homework

Find a Half of a Quantity

National Curriculum Objectives:

Mathematics Year 1: (1F1a) Recognise, find and name a half as one of two equal parts of an object, shape or quantity

Mathematics Year 1: (1M1) Compare, describe and solve practical problems for lengths and heights [for example, long/short, longer/shorter, tall/short, double/half]

Differentiation:

Questions 1, 4 and 7 (Varied Fluency)

Developing Draw half of a quantity using pictorial support up to 20 (using 1 to 1 correspondence).

Expected Draw half of a quantity using pictorial support up to 20 (using 1 to 1 or 1 to 2 correspondence).

Greater Depth Draw half of a quantity using pictorial support up to 30 (using 1 to many correspondence where multiple images are used).

Questions 2, 5 and 8 (Varied Fluency)

Developing Use counters to half a quantity up to 20 to match a statement (using 1 to 1 correspondence).

Expected Use counters to half a quantity up to 20 to match a statement (using 1 to 1 or 1 to 2 correspondence).

Greater Depth Use counters to half a quantity up to 30 to match a statement (using 1 to many correspondence).

Questions 3, 6 and 9 (Reasoning and Problem Solving)

Developing Explain the answer to a word problem that halves a quantity up to 20 (using 1 to 1 correspondence).

Expected Explain the answer to a word problem that halves a quantity up to 20 (using 1 to 1 or 1 to 2 correspondence).

Greater Depth Explain the answer to a word problem that halves a quantity up to 30 (using 1 to many correspondence).



Find a Half of a Quantity

1. Draw half of the pencils in each pot.




VF
HW/Ext

2. Draw the counters in the correct group to match the statement below.



Half of 6 is 3.



VF
HW/Ext

3. Emily drops half of her cookies from the jar on to the floor.




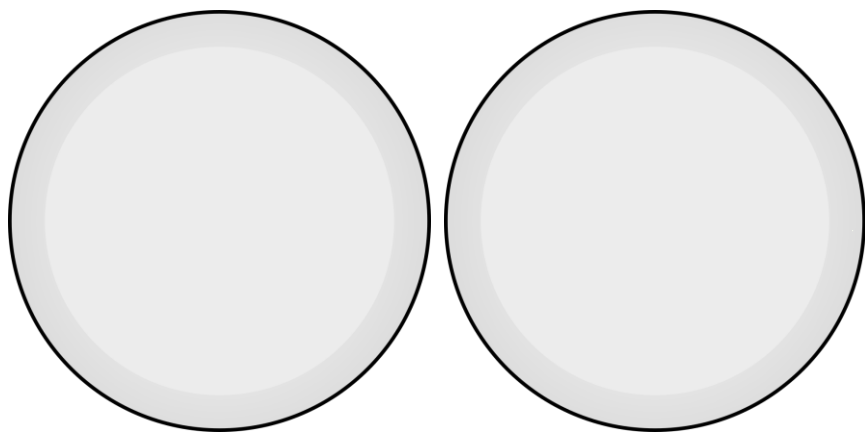
How many did she have in the jar to begin with? Explain how you know.



RPS
HW/Ext


Find a Half of a Quantity

4. Draw half of the cherries on each plate.

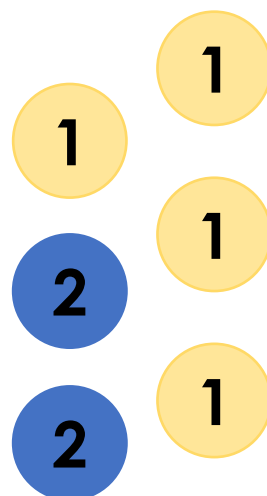


VF
HW/Ext

5. Draw the counters in the correct group to match the statement below.



Half of 8 is 4.



VF
HW/Ext

6. Here are half of Shazia's earrings.




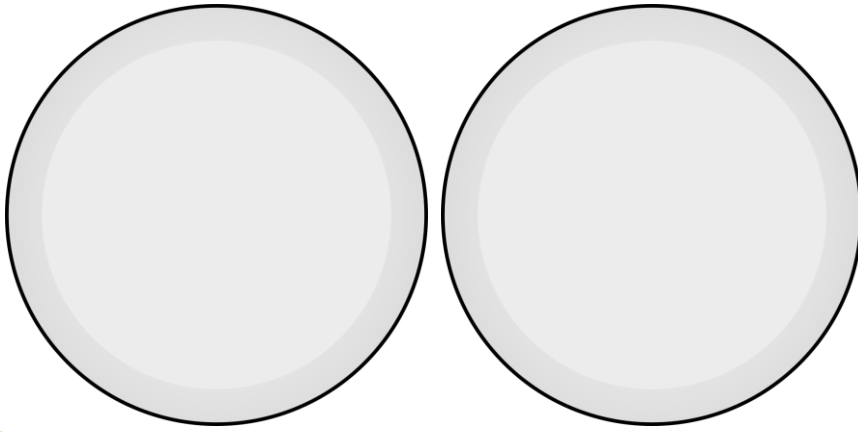
How many earrings does she own? Explain how you know.



RPS
HW/Ext


Find a Half of a Quantity

7. Draw half of the fruit on each plate.




VF
HW/Ext

8. Draw the counters in the correct group to match the statement below.



Half of 16 is 8.



VF
HW/Ext

9. The numbers below show half of each child's age.



What is their total combined age? Explain how you know.



RPS
HW/Ext

Homework

Find a Half of a Quantity

Developing

1. 4 pencils in each pot.
2. 3 counters in each circle.
3. There are 16 cookies in total because half of 16 is 8.

Expected

4. 5 cherries on each plate.
5. Counters totalling 4 in each circle.
6. There are 12 earrings in total because half of 12 is 6. Also accept 6 pairs of earrings because half of 6 is 3.

Greater Depth

7. 11 fruits on each plate.
8. Counters totalling 8 in each circle.
9. The total combined age is 26 because the children are 6, 12 and 8.