

Homework

Find a Quarter of a Quantity

National Curriculum Objectives:

Mathematics Year 1: (1F1b) Recognise, find and name a quarter as one of four equal parts of an object, shape or quantity

Mathematics Year 1: (1M1) Compare, describe and solve practical problems for mass/weight [for example, heavy/light, heavier than, lighter than, half, quarter]

Differentiation:

Questions 1, 4 and 7 (Varied Fluency)

Developing Use digit cards to complete three statements declaring one quarter of 4, 8 and 12.

Expected Use digit cards to complete three statements declaring one quarter of quantities up to 20.

Greater Depth Use digit cards to complete three statements declaring one quarter of quantities up to 20 and beyond (two extra cards given).

Questions 2, 5 and 8 (Varied Fluency)

Developing Match three containers to descriptive statements by identifying if they are full, half full, or one quarter full.

Expected Identify the container that is a quarter full.

Greater Depth Identify which containers are one quarter full when presented with a variety of differently shaped and sized containers filled to different capacities.

Questions 3, 6 and 9 (Reasoning and Problem Solving)

Developing Explain which image is correct when calculating the whole (up to 12 objects).

Expected Explain which image is correct when calculating the whole (up to 20 objects).

Greater Depth Explain which image is correct when calculating the whole (up to 20 objects and beyond).

Find a Quarter of a Quantity

1. Use the digit cards to make three correct statements. Use counters to help you.

A quarter of is



VF
HW/Ext

2. Draw a line to match the statements to the correct containers.

full

half full

quarter full



A



B




C




VF
HW/Ext

3. Sam and Mia are trying to find the whole. They know the quarter is 2.

Sam draws,



Mia draws,



Who do you agree with? Explain your answer.



RPS
HW/Ext

Find a Quarter of a Quantity

4. Use the digit cards to make three correct statements. Use counters to help you.

A quarter of is



VF
HW/Ext

5. Draw a line to the container that is a quarter full.

quarter full



A



B



C




D




VF
HW/Ext

6. Zac and Layla are trying to find the whole. They know the quarter is 4.

Zac draws,



Layla draws,



Who do you agree with? Explain your answer.



RPS
HW/Ext

Find a Quarter of a Quantity

7. Use the digit cards to make three correct statements. Use counters to help you.

A quarter of is

is

21

20

3

24

6

28

5

7



VF
HW/Ext

8. Circle the containers which are a quarter full.



A



B



C



D



E



F



G




H



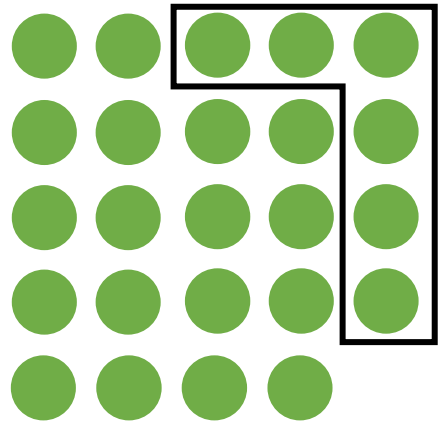
VF
HW/Ext

9. Tia and Max are trying to find the whole. They know the quarter is 6.

Tia draws,



Max draws,



Who do you agree with? Explain your answer.



RPS
HW/Ext

Homework

Find a Quarter of a Quantity

Developing

1. A quarter of 8 is 2; A quarter of 4 is 1; A quarter of 12 is 3.
2. A is half full; B is full; C is a quarter full.
3. Sam is correct because a quarter of 8 is 2.

Expected

4. A quarter of 16 is 4; A quarter of 12 is 3; A quarter of 20 is 5.
5. C is a quarter full.
6. Layla is correct because a quarter of 16 is 4.

Greater Depth

7. A quarter of 20 is 5; A quarter of 24 is 6; A quarter of 28 is 7.
8. A, D, E and H are a quarter full.
9. Tia and Max are both correct because a quarter of 24 is 6.