

Homework

Describe Position – Left and Right

National Curriculum Objectives:

Mathematics Year 1: (1P2) Describe position, direction and movement, including whole, half, quarter and three quarter turns

Differentiation:

Questions 1, 4 and 7 (Varied Fluency)

Developing Follow the instruction where one movement is made and draw the new position of the shapes.

Expected Follow the instructions where two movements are made and draw the new position of the shapes.

Greater Depth Follow the instructions where two movements are made moving more than one place and draw the new position of the shapes.

Questions 2, 5 and 8 (Varied Fluency)

Developing Describe how to get from one object to another where one movement is made; up, down, left or right.

Expected Describe how to get from one object to another where two movements are made; up, down, left or right.

Greater Depth Describe how to get from one object to another where two movements of more than one place are made; up, down, left or right.

Questions 3, 6 and 9 (Reasoning and Problem Solving)

Developing Follow the clues to locate the correct animals where one movement is given in each clue.


Expected Follow the clues to locate the correct animals where two movements are given in each clue.

Greater Depth Follow the clues to locate the correct animals where clues include two movements or movements of more than one place.


Describe Position – Left and Right

1. Follow the direction and then draw the shape in its new position.

Move the circle down.




Move the triangle right.



VF
HW/Ext

2. Describe how to get the cow to the grass.



move _____

up

down

left

right



VF
HW/Ext

3. Follow each clue to find each animal.



A. It is to the left of the pig.



B. It is down from the dog.

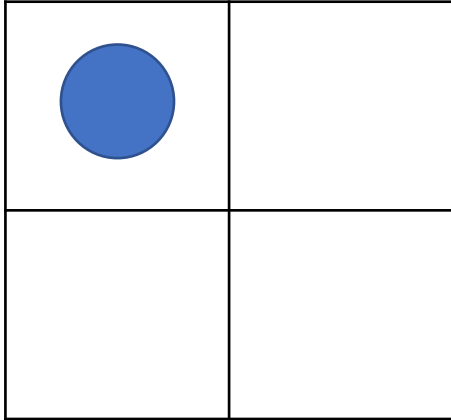


RPS
HW/Ext


Describe Position – Left and Right

4. Follow the directions and then draw the shape in its new position.

Move the circle down then right.




Move the triangle up then left.



VF
HW/Ext

5. Describe how to get the bird to the tree.



_____ then _____

up

down

left

right



VF
HW/Ext

6. Follow each clue to find each bug.



A. It is to the left then up from the ladybird.



B. It is right then down from the bee.




RPS
HW/Ext


Describe Position – Left and Right

7. Follow the directions and then draw the shape in its new position.

Move the circle 2 places left then 2 places down.




Move the triangle 2 places up then 2 places right.



VF
HW/Ext

8. Describe how to get the frog to the lily pad.



then

up	down	left	right
----	------	------	-------



VF
HW/Ext

9. Follow each clue to find each zoo animal.



A. It is 1 place up then 2 places right of the camel.

B. It is 2 places left then 1 place up from the bear.

C. It is 3 places right then 1 place up from the penguin.



RPS
HW/Ext

Homework

Describe Position – Left and Right

Developing

1. circle = bottom right; triangle = top right
2. move left
3. A. dog; B. cat

Expected

4. circle = bottom right; triangle = top left
5. left then down OR down then left
6. A. worm; B. snail

Greater Depth

7. circle = bottom left; triangle = top right
8. 2 places left then 2 places up OR 2 places up then 2 places left
9. A. tiger; B. monkey; C. lizard